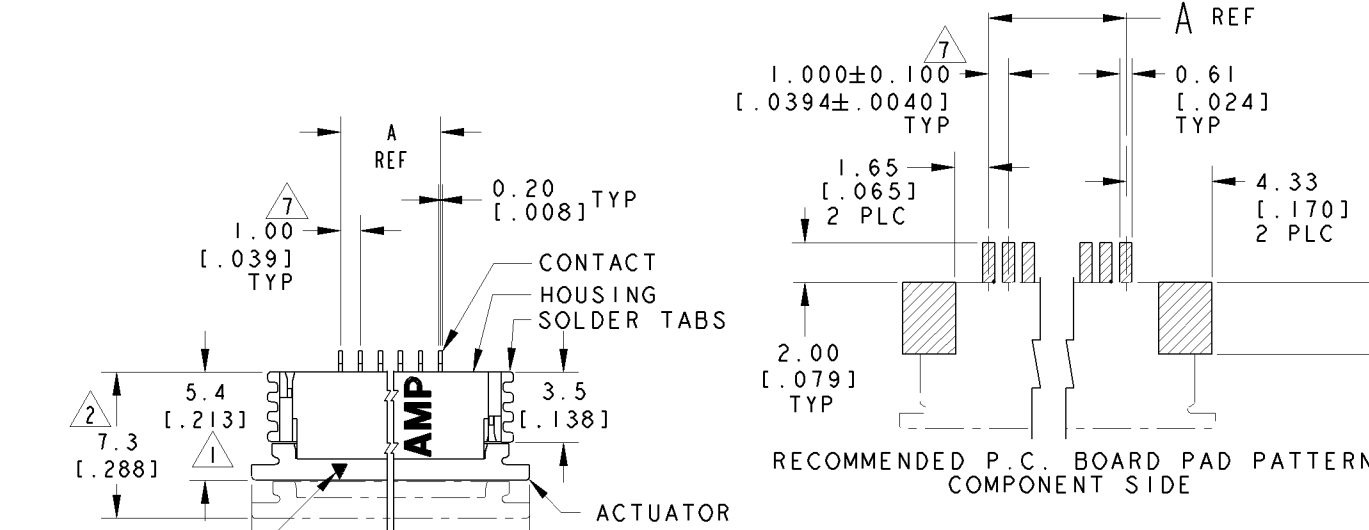
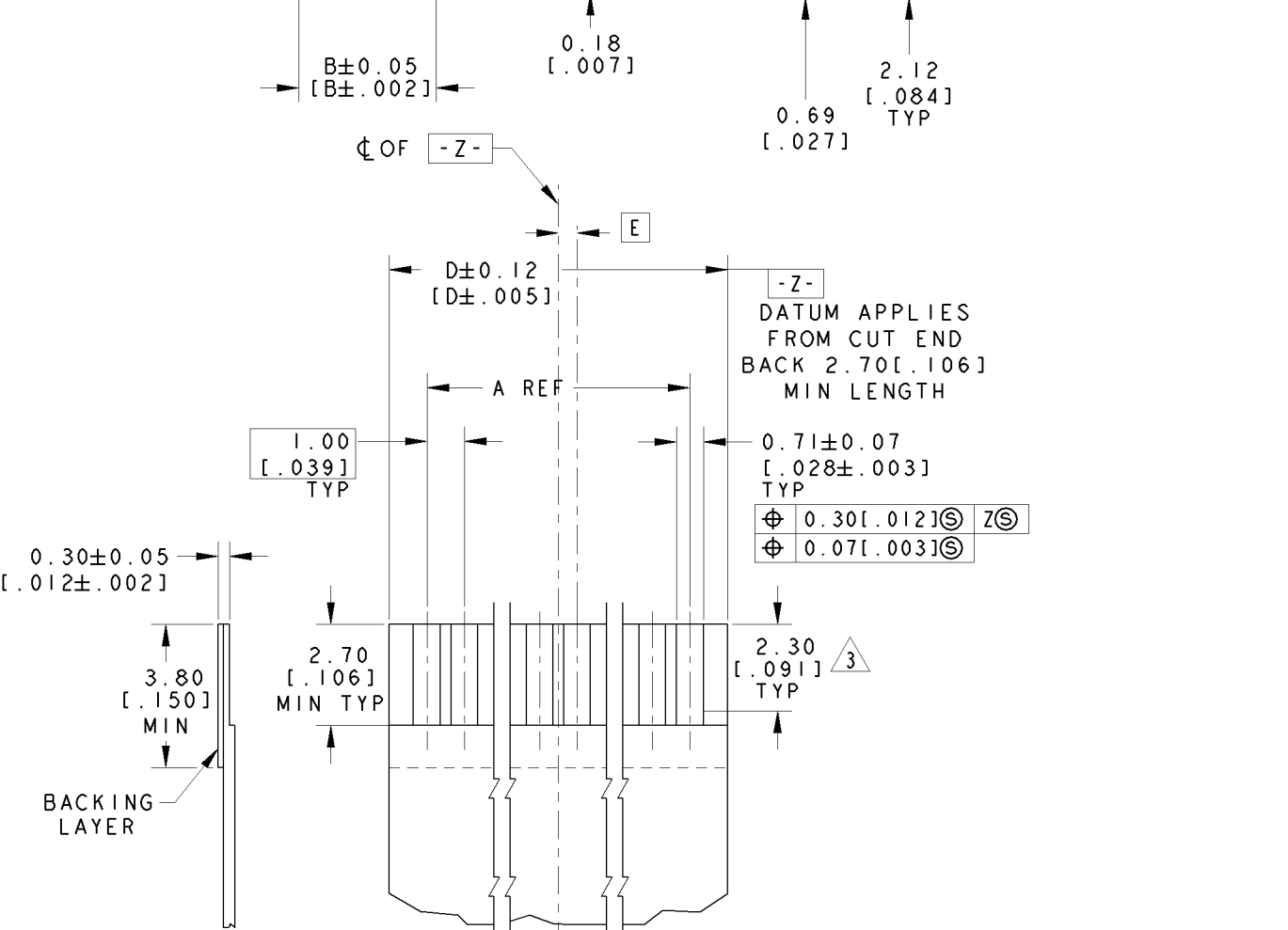
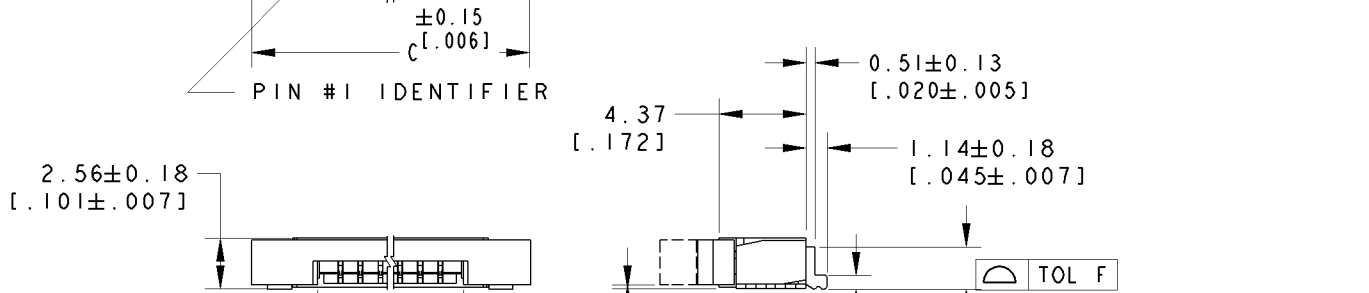


LOC		DIST		REVISIONS			
P	LTR	DESCRIPTION	DATE	DWN	APVD		
		A4	REVISED PER ECO-11-005139	18APR11	RK	HMR	



RECOMMENDED P.C. BOARD PAD PATTERN COMPONENT SIDE



RECOMMENDED FPC LAYOUT SCALE 8:1

- 1 DIMENSION APPLIES WHEN ACTUATOR IS IN CLOSED POSITION.
- 2 DIMENSION APPLIES WHEN ACTUATOR IS IN OPEN POSITION.
- 3 MAXIMUM ENGAGEMENT LENGTH TO CONTACT POINT.
- 4 CONTACTS: 0.002[.00008] MIN. TIN OVER 0.00127[.000050] MIN. NICKEL.
- 5 SOLDER TABS: 0.00127[.000050] MIN. TIN.
- 6 PACKAGE PER EIA 481 SPECIFICATION.
- 7 TOLERANCE NON-CUMULATIVE.
- 8 MATERIAL: CONTACT: PHOSPHOR BRONZE.
 SOLDER TABS: PHOSPHOR BRONZE.
 HOUSING: GLASS REINFORCED POLYESTER (LCP), UL 94V-0, COLOR-NATURAL.
 ACTUATOR: GLASS REINFORCED NYLON (PPA), UL 94V-0 OR GLASS REINFORCED PPS, UL 94V-0, COLOR-BLACK.

.50	31.00 [1.221]	37.92 [1.492]	31.18 [1.228]	29.0 [1.142]	30	3- 84952- 0	
-	30.00 [1.181]	36.92 [1.454]	30.18 [1.188]	28.0 [1.102]	29	2- 84952- 9	
.50	29.00 [1.142]	35.92 [1.414]	29.18 [1.149]	27.0 [1.063]	28	2- 84952- 8	
-	28.00 [1.102]	34.92 [1.375]	28.18 [1.109]	26.0 [1.024]	27	2- 84952- 7	
.50	27.00 [1.063]	33.92 [1.335]	27.18 [1.070]	25.0 [.984]	26	2- 84952- 6	
-	26.00 [1.024]	32.92 [1.296]	26.18 [1.031]	24.0 [.945]	25	2- 84952- 5	
.50	25.00 [.984]	31.92 [1.257]	25.18 [.991]	23.0 [.906]	24	2- 84952- 4	
-	24.00 [.945]	30.92 [1.217]	24.18 [.952]	22.0 [.866]	23	2- 84952- 3	
.50	23.00 [.906]	29.92 [1.179]	23.18 [.913]	21.0 [.827]	22	2- 84952- 2	
-	22.00 [.866]	28.92 [1.139]	22.18 [.873]	20.0 [.787]	21	2- 84952- 1	
.50	21.00 [.827]	27.92 [1.099]	21.18 [.834]	19.0 [.748]	20	2- 84952- 0	
-	20.00 [.787]	26.92 [1.060]	20.18 [.794]	18.0 [.709]	19	1- 84952- 9	
.50	19.00 [.748]	25.92 [1.020]	19.18 [.755]	17.0 [.669]	18	1- 84952- 8	
-	18.00 [.709]	24.92 [.981]	18.18 [.716]	16.0 [.630]	17	1- 84952- 7	
.50	17.00 [.669]	23.92 [.942]	17.18 [.676]	15.0 [.591]	16	1- 84952- 6	
-	16.00 [.630]	22.92 [.902]	16.18 [.637]	14.0 [.551]	15	1- 84952- 5	
.50	15.00 [.591]	21.92 [.863]	15.18 [.598]	13.0 [.512]	14	1- 84952- 4	
-	14.00 [.551]	20.92 [.824]	14.18 [.558]	12.0 [.472]	13	1- 84952- 3	
.50	13.00 [.512]	19.92 [.784]	13.18 [.519]	11.0 [.433]	12	1- 84952- 2	
-	12.00 [.472]	18.92 [.745]	12.18 [.480]	10.0 [.394]	11	1- 84952- 1	
.50	11.00 [.433]	17.92 [.705]	11.18 [.440]	9.0 [.354]	10	1- 84952- 0	
-	10.00 [.394]	16.92 [.666]	10.18 [.401]	8.0 [.315]	9	84952- 9	
.50	9.00 [.354]	15.92 [.627]	9.18 [.361]	7.0 [.276]	8	84952- 8	
-	8.00 [.315]	14.92 [.587]	8.18 [.322]	6.0 [.236]	7	84952- 7	
.50	7.00 [.276]	13.92 [.548]	7.18 [.283]	5.0 [.197]	6	84952- 6	
-	6.00 [.236]	12.92 [.509]	6.18 [.243]	4.0 [.157]	5	84952- 5	
.50	5.00 [.197]	11.92 [.469]	5.18 [.204]	3.0 [.118]	4	84952- 4	
F	E	D	C	B	A	POS	PART NO

DIMENSIONS mm [INCHES]		TOLERANCES UNLESS OTHERWISE SPECIFIED:		DWN WYLEE 14MAY2003		TE TE Connectivity																																		
<table border="1"> <tr><td>0 PLC</td><td>±</td></tr> <tr><td>1 PLC</td><td>±0.2 [.008]</td></tr> <tr><td>2 PLC</td><td>±0.1 [.004]</td></tr> <tr><td>3 PLC</td><td>±</td></tr> <tr><td>4 PLC</td><td>±</td></tr> </table>		0 PLC	±	1 PLC	±0.2 [.008]			2 PLC	±0.1 [.004]	3 PLC	±	4 PLC	±	<table border="1"> <tr><td>ANGLES</td><td>±</td></tr> <tr><td>FINISH</td><td>1 2 3</td></tr> </table>		ANGLES	±	FINISH	1 2 3	<table border="1"> <tr><td>CHK</td><td>LP TAN</td></tr> <tr><td>APVD</td><td>SF LEONG</td></tr> <tr><td>PRODUCT SPEC</td><td>108-1393</td></tr> <tr><td>APPLICATION SPEC</td><td>114-1072</td></tr> <tr><td>WEIGHT</td><td>-</td></tr> </table>		CHK	LP TAN	APVD	SF LEONG	PRODUCT SPEC	108-1393	APPLICATION SPEC	114-1072	WEIGHT	-	<table border="1"> <tr><td>NAME</td><td colspan="2">Imm FPC CONNECTOR, HORIZONTAL, SURFACE-MOUNT, BOTTOM CONTACT LEAD FREE VERSION</td></tr> <tr><td>SIZE</td><td>A2</td><td>CAGE CODE 00779</td></tr> <tr><td>DRAWING NO</td><td colspan="2">C=84952</td></tr> </table>		NAME	Imm FPC CONNECTOR, HORIZONTAL, SURFACE-MOUNT, BOTTOM CONTACT LEAD FREE VERSION		SIZE	A2	CAGE CODE 00779	DRAWING NO
0 PLC	±																																							
1 PLC	±0.2 [.008]																																							
2 PLC	±0.1 [.004]																																							
3 PLC	±																																							
4 PLC	±																																							
ANGLES	±																																							
FINISH	1 2 3																																							
CHK	LP TAN																																							
APVD	SF LEONG																																							
PRODUCT SPEC	108-1393																																							
APPLICATION SPEC	114-1072																																							
WEIGHT	-																																							
NAME	Imm FPC CONNECTOR, HORIZONTAL, SURFACE-MOUNT, BOTTOM CONTACT LEAD FREE VERSION																																							
SIZE	A2	CAGE CODE 00779																																						
DRAWING NO	C=84952																																							
MATERIAL		8		CUSTOMER DRAWING		SCALE 4:1 SHEET 1 OF 1 REV A4																																		