


Type CRG Series

Key Features

- Thick film resistors with a high power to size ratio, ideally suited to industrial and general purpose use. A range from 1 ohm to 10M and tolerances of 1% and 5%. Also including zero ohm links.
- Suitable for most applications, including high frequency operation, owing to the short lead structure and low capacitance.
- Seven Package Sizes
- Terminal finish: Matte Sn
- MSL Level 2



Precious metal terminations are screen printed onto a ceramic base and fired. The resistive element is screen printed and fired and the passivation layer added. Each resistor is trimmed to tolerance by laser. The pre-scribed tile is broken into strips, the end plating is fired on and the strips broken into individual components. Final termination is made by electroplating.

Characteristics – Electrical

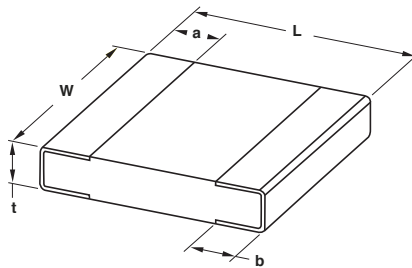
	0201			0402			0603			0805					
Rated Power @ 70 °C (W)	0.05			0.063			0.1			0.125					
Resistance Range (Ohms)	Min	10	1	11	10	1	11	1	101	1	11	1	101	1	11
	Max	1M0	10	1M0	2M0	10	3M3	100	1M0	10	10M	100	1M0	10	10M
Tolerance (%)	1	5	5	1	5	5	1	1	5	5	1	1	5	5	
Code letter	F	J	J	F	J	J	F	F	J	J	F	F	F	J	J
Selection Series	E24	E24	E24	E24	E24	E24	E24	E24	E24	E24	E24	E24	E24	E24	E24
	E96			E96				E96				E96			
Temp. Coefficient (ppm/°C)	±200	±400	±200	±100	±400	±200	±200	±100	±200	±200	±200	±100	±400	±200	

	1206			2010			2512						
Rated Power @ 70 °C (W)	0.25			0.5			1						
Resistance Range (Ohms)	Min	1	101	1	11	1	101	1	11	1	101	1	11
	Max	100	1M0	10	10M	100	1M0	10	10M	100	1M0	10	10M
Tolerance (%)	1	1	5	5	1	1	5	5	1	1	5	5	
Code letter	F	F	J	J	F	F	J	J	F	F	J	J	
Selection Series	E24	E24	E24	E24	E24	E24	E24	E24	E24	E24	E24	E24	
	E96				E96					E96			
Temp. Coefficient (ppm/°C)	±200	±100	±400	±200	±200	±100	±400	±200	±200	±100	±400	±200	

	0201	0402	0603	0805	1206	2010	2512
Working Voltage (V)	25	50	50	150	200	200	200
Max. Overload Voltage (V)	50	100	100	300	400	400	400
Operating Temp. Range (°C)	-55 to +125						
Climatic Category (°C)	55/125/56						
Insulation Resistance Dry Min (Mohms)	1000						
Stability (%)	3						
Zerohm (A) Current Max	0.5	1	1	2	2	2	2
Resistance Max	<50 mOhm			<50 mOhm			

Type CRG Series

Dimensions



Style	L	W	t	a	b
0201	0.6 ±0.03	0.3 ±0.03	0.23 ±0.03	0.10 ±0.05	0.15 ±0.05
0402	1.0 ±0.1	0.5 ±0.05	0.35 ±0.05	0.2 ±0.1	0.25 ±0.1
0603	1.6 ±0.1	0.8 ±0.15	0.45 ±0.1	0.3 ±0.2	0.3 ±0.1
0805	2.0 ±0.15	1.25 ±0.15	0.55 ±0.1	0.4 ±0.2	0.4 ±0.2
1206	3.1 ±0.15	1.55 ±0.15	0.55 ±0.1	0.45 ±0.2	0.45 ±0.2
2010	5.0 ±0.1	2.5 ±0.15	0.55 ±0.1	0.6 ±0.25	0.5 ±0.2
2512	6.35 ±0.1	3.2 ±0.15	0.55 ±0.1	0.6 ±0.25	0.5 ±0.2

Marking Codes - Case Sizes 0805 to 2512

IEC 4 Digit Marking

Resistance	100Ω	2.2KΩ	10KΩ	49.9KΩ	100KΩ
Marking Code	1000	2201	1002	4992	1003

Case Sizes 0603

E24 3 Digit Marking - Example: 101=100Ω 102=1KΩ

E24	10	11	12	13	15	16	18	20	22	24	27	30
	33	36	39	43	47	51	56	62	68	75	82	91

E96 3 Digit Marking - Examples: 14C=13K7Ω, 13C=13K3Ω, 68B=4K99Ω, 68X=49.9Ω

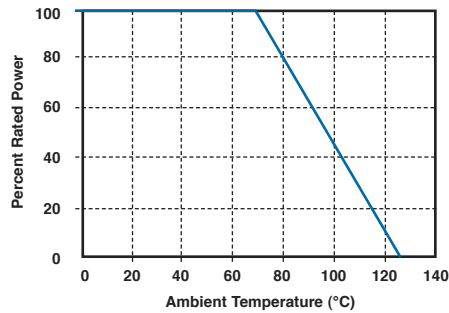


0603 E96 Marking Code Table

Code	E96	Code	E96	Code	E96	Code	E96				
01	100	25	178	49	316	73	562				
02	102	26	182	50	324	74	576				
03	105	27	187	51	332	75	590				
04	107	28	191	52	340	76	604				
05	110	29	196	53	348	77	619				
06	113	30	200	54	357	78	634				
07	115	31	205	55	365	79	649				
08	118	32	210	56	374	80	665				
09	121	33	215	57	383	81	681				
10	124	34	221	58	392	82	698				
11	127	35	226	59	402	83	715				
12	130	36	232	60	412	84	732				
13	133	37	237	61	422	85	750				
14	137	38	243	62	432	86	768				
15	140	39	249	63	442	87	787				
16	143	40	255	64	453	88	806				
17	147	41	261	65	464	89	825				
18	150	42	267	66	475	90	845				
19	154	43	274	67	487	91	866				
20	158	44	280	68	499	92	887				
21	162	45	287	69	511	93	909				
22	165	46	294	70	523	94	931				
23	169	47	301	71	536	95	953				
24	174	48	309	72	549	96	976				
Code	A	B	C	D	E	F	G	H	X	Y	Z
Multiplier	10 ⁰	10 ¹	10 ²	10 ³	10 ⁴	10 ⁵	10 ⁶	10 ⁷	10 ⁻¹	10 ⁻²	10 ⁻³

Type CRG Series

Derating Curve



Mounting

The resistors are suitable for processing on automatic insertion equipment.

Marking

CRG0805, CRG1206, CRG2010, CRG2512

E24 series resistors are marked with a three digit code.

E96 series resistors are marked with a four digit code.

Zerohm components are marked '0'.

CRG0603

E24 5% series are marked with a three digit code.

E24 1% series are marked with a three digit code.

E96 series are marked with the international alphanumeric three character code (available on request).

EXCEPT 10, 11, 13, 15, 20 & 75 decades which are marked as the E24 series.

CRG0201 & CRG0402 series unmarked.

Performance Characteristics

The evaluation of the performance characteristics is carried out with reference to IECQ specifications QC 400 000 and QC 400 100.

TEST REF	Long Term Tests $\pm(3\% + 0.1 \text{ ohm})$
4.23	Climatic sequence
4.24	Damp heat, steady state
4.25.1	Endurance at 70 °C
4.25.3	Endurance at 125 °C
TEST REF	Short Term Tests $\pm(1\% + 0.05 \text{ ohm})$
4.13	Overload
4.32	Adhesion
4.33	Bond strength of end face plating
4.19	Rapid change of temperature
4.18	Resistance to soldering heat

Storage

Unopened reels should be stored within a temperature range of +5 °C to +25 °C, separated from any dust, chemicals and solvent based materials. Non-adherence to this procedure could effect the solderability of this product.

How to Order

CRG	0603	J	1K0
Common Part	Size	Tolerance	Resistance Value
CRG - Thick Film Chip Resistor	0201 0402 0603 0805 1206 2512	F - $\pm 1\%$ J - $\pm 5\%$	1 ohm (1 ohm) 1R0 1K ohm (1000 ohms) 1K 100K ohm (100000 ohms) 100K 1M ohm (1000000 ohms) 1M

TE Connectivity, TE connectivity (logo) and TE (logo) are trademarks.

Other logos, product and Company names mentioned herein may be trademarks of their respective owners.

While TE has made every reasonable effort to ensure the accuracy of the information in this datasheet, TE does not guarantee that it is error-free, nor does TE make any other representation, warranty or guarantee that the information is accurate, correct, reliable or current. TE reserves the right to make any adjustments to the information contained herein at any time without notice. TE expressly disclaims all implied warranties regarding the information contained herein, including, but not limited to, any implied warranties of merchantability or fitness for a particular purpose. The dimensions in this datasheet are for reference purposes only and are subject to change without notice. Specifications are subject to change without notice. Consult TE for the latest dimensions and design specifications.