

TOOL STORAGE



Tool Storage

XL Series

Ball Bearing Series

Tool Storage Accessories

**GEARWRENCH XL SERIES
TOOL STORAGE**

TOOL STORAGE



Trigger Lock drawer system keeps drawers in place and opens with a natural pull operation

All drawers feature Auto Return, which snaps the drawers closed in the final inches of operation



Formed with rolled over drawer walls add strength and rigidity



Double Ball-Bearing construction offers exceptional load capacity and easy slide action

GearWrench now offers the industrial strength XL Tool Storage series. Professionals have come to expect innovation and increased productivity when using GearWrench products; with the XL series you can continue to expect the same superior design and construction to make you more productive on the job. Choose XL when you need a tool storage system that stands up to your growing demands. Formed with rolled over drawer walls, heavy gauge steel bodies, and stamped drawer bottoms; the XL series provides the required strength, durability and rigidity to withstand your professional demands.



All drawers come with drawer liners

AVAILABLE IN:

- XL Tool Chests
- XL Tool Roller Cabinets
- X/ Tool Carts



Dual gas shocks on all lids offer support and easily controlled closure



A 9 mm top mat provides protection and support on all cabinets



Durable powder-coated full-polished lacquer coating protects against scratches and marring



Barrel style lock and key are unique combination for security and durability



High strength side lift handles are integrated into the box wall for added durability and lift capacity



One set of locking casters on all cabinets and carts



83158 - 53" 9 Drawer Roller Cabinet

Width (inch)	Depth (inch)	Height (inch)	Weight (lbs)	Load Wt. (lbs)	Storage Cubic Inch	Casters
53	19	39-1/2	326	1760	15,661	5"x 2" PU
Drawer Dimensions			Width (inch)	Depth (inch)	Height (inch)	Load Wt. (lbs)
3 Drawers			16	15-1/2	2-1/4	88
2 Drawers			29-1/2	15-1/2	2-1/4	88
1 Drawer			29-1/2	15-1/2	5-1/2	88
1 Drawer			29-1/2	15-1/2	8-1/2	88
1 Drawer			16	15-1/2	11-1/2	132
1 Drawer			48	15-1/2	3-3/4	132

• Caster Type: PU (Polyurethane)



83156 - 42" 8 Drawer Chest

Width (inch)	Depth (inch)	Height (inch)	Weight (lbs)	Storage Cubic Inch		
41	18-1/4	20-1/2	160	7814		
Drawer Dimensions			Width (inch)	Depth (inch)	Height (inch)	Load Wt. (lbs)
4 Drawers			22-1/2	15-1/2	2-1/4	88
4 Drawers			12	15-1/2	2-1/4	88



83157 - 42" 11 Drawer Roller Cabinet

Width (inch)	Depth (inch)	Height (inch)	Weight (inch)	Load Wt. (lbs)	Storage Cubic Inch	Casters
42	19	39	286	1210	12,320	5"x 2" TPR
Drawer Dimensions			Width (inch)	Depth (inch)	Height (inch)	Load Wt. (lbs)
5 Drawers			22-3/4	15-1/2	2-1/4	88
3 Drawers			12-1/4	15-1/2	2-1/4	88
1 Drawer			12-1/4	15-1/2	11-3/4	132
1 Drawer			22-3/4	15-1/2	5-1/2	88
1 Drawer			36-3/4	15-1/2	3-3/4	132

• Caster Type: TPR (Thermoplastic Rubber)

83154 - 26" 4 Drawer Chest

Width (inch)	Depth (inch)	Height (inch)	Weight (lbs)	Storage Cubic Inch		
26	16	19	73	4547		
Drawer Dimensions			Width (inch)	Depth (inch)	Height (inch)	Load Wt. (lbs)
4 Drawers			25-3/4	17-1/2	2-3/4	88
1 Tray			17	6-3/4	1-3/4	20



TOOL STORAGE

83155 - 26" 7 Drawer Roller Cabinet

Width (inch)	Depth (inch)	Height (inch)	Weight (lbs)	Load Wt. (lbs)	Storage Cubic Inch	Casters
26-1/2	18	39	154	880	7673	5"x 2" PP
Drawer Dimensions			Width (inch)	Depth (inch)	Height (inch)	Load Wt. (lbs)
5 Drawers			22-1/4	15-1/2	2-1/4	88
2 Drawers			22-1/4	15-1/2	5-1/2	88

- Caster Type: PP (Polypropylene)





83152 - 2 Drawer Tool Cart

Width (inch)	Depth (inch)	Height (inch)	Weight (lbs)	Load Wt. (lbs)	Storage Cubic Inch	Casters
31-1/2	20-1/2	36	102	880	4641	4"x 1" TPR
Drawer Dimensions			Width (inch)	Depth (inch)	Height (inch)	Load Wt. (lbs)
2 Drawers			25-1/2	17-1/2	2-3/4	88


- Caster Type: TPR (Thermoplastic Rubber)



83153 - 4 Drawer Tool Cart

Width (inch)	Depth (inch)	Height (inch)	Weight (lbs)	Load Wt. (lbs)	Storage Cubic Inch	Casters
31-1/2	20-1/2	41	140	880	8585	5"x 2" PP
Drawer Dimensions			Width (inch)	Depth (inch)	Height (inch)	Load Wt. (lbs)
2 Drawers			12	17-1/2	2-3/4	88
1 Drawer			25-1/2	17-1/2	2-3/4	88
1 Drawer			25-1/2	17-1/2	6-1/4	132

- Caster Type: PP (Polypropylene)



GearWrench Ball Bearing Series delivers exceptional value solutions for the next generation's technician investing for the future. All units feature a secure, durable, and lasting way to protect and organize all the tools needed for the job. Choose from an assortment of colors and drawer combinations to fit your unique style.

- Double-wall construction for a sturdy and durable frame
- Heavy-duty casters
- Durable easy-open ball-bearing slides
- High-gloss powder coat scratch-resistant finish
- Non-slip drawers

83126 - 42" 10 Drawer Chest

Width (inch)	Depth (inch)	Height (inch)	Weight (lbs)	Storage Cubic Inch		
40-1/2	17-7/8	18-3/8	115	6457		
Drawer Dimensions			Width (inch)	Depth (inch)	Height (inch)	Load Wt. (lbs)
3 Drawers			23	16	2	75
3 Drawers			11	16	2	75
2 Drawers			23	16	3	75
2 Drawers			11	16	3	75

Colors Available:

83126BK  83126RD  83126BU  83126OR 

83127 - 42" 11 Roller Cabinet

Width (inch)	Depth (inch)	Height (inch)	Weight (lbs)	Load Wt. (lbs)	Storage Cubic Inch	Casters
41-1/2	18-3/4	38-1/4	172	1100	12,328	5" x 2" PP
Drawer Dimensions			Width (inch)	Depth (inch)	Height (inch)	Load Wt. (lbs)
4 Drawers			23	16	3	75
2 Drawers			11	16	3	75
1 Drawer			23	16	2	75
1 Drawer			23	16	4-1/4	75
1 Drawer			11	16	4-1/4	75
1 Drawer			11	16	8-5/8	75
1 Drawer			38	16	4-1/4	75

Colors Available:

83127BK  83127RD  83127BU  83127OR 

- Caster Type: PP (Polypropylene)








83124 - 27" 6 Drawer Chest

Width (inch)	Depth (inch)	Height (inch)	Weight (lbs)	Load Wt. (lbs)	Storage Cubic Inch	
26	17-7/8	20-1/2	75	675	5991	
Drawer Dimensions			Width (inch)	Depth (inch)	Height (inch)	Load Wt. (lbs)
6 Drawers			23	16	2	75




Colors Available:

83124BK  83124RD  83124BU 

83125 - 27" 7 Drawer Roller Cabinet

Width (inch)	Depth (inch)	Height (inch)	Weight (lbs)	Load Wt. (lbs)	Storage Cubic Inch	Casters
27	18-3/4	35-5/8	120	700	9604	5" x 2" PP
Drawer Dimensions			Width (inch)	Depth (inch)	Height (inch)	Load Wt. (lbs)
4 Drawers			23	16	2	75
2 Drawers			23	16	4	75
1 Drawer			23	16	6-1/2	75

Colors Available:

83125BK  83125RD  83125BU 




- Caster Type: PP (Polypropylene)



83122 - 27" 4 Drawer Chest

Width (inch)	Depth (inch)	Height (inch)	Weight (lbs)	Load Wt. (lbs)	Storage Cubic Inch	
26	12	14-1/2	41 lbs	375	3171	
Drawer Dimensions			Width (inch)	Depth (inch)	Height (inch)	Load Wt. (lbs)
3 Drawers			23	10-1/2	2	75
1 Drawer			23	10-1/2	2-1/2	75




Colors Available:

83122BK  83122RD  83122BU 

83123 - 27" 5 Drawer Roller Cabinet

Width (inch)	Depth (inch)	Height (inch)	Weight (lbs)	Load Wt. (lbs)	Storage Cubic Inch	Casters
27	18-3/4	31-1/4	82	500	6594	5" x 2" PP
Drawer Dimensions			Width (inch)	Depth (inch)	Height (inch)	Load Wt. (lbs)
4 Drawers			23	16	4	75
1 Drawer			23	16	2	75

Colors Available:

83123BK  83123RD  83123BU 

- Caster Type: PP (Polypropylene)

83148 - Plastic Tool Box

Length (inch)	Width (inch)	Depth (inch)	Weight (lbs)
7-3/4	16-1/2	8-1/2	3.701

- Plastic hand box with comfort grip handle
- Includes tote tray and two compartments in lid



83130 - 19" Tote Box

Length (inch)	Width (inch)	Depth (inch)	Weight (lbs)
19	6	6-1/2	10

- Dual latch with lock clasps
- Includes tote tray



83147 - 16" Tool Bag

Length (inch)	Width (inch)	Depth (inch)	Weight (lbs)
16	12-3/4	8	3.79

- All weather durable heavy-duty construction

* Tools pictured not included




83151 - 3 Drawer Tool Box

Length (inch)	Width (inch)	Depth (inch)	Weight (lbs)
12	20	8-1/2	17.84


- Portable tool box with ball bearing drawer slides
- Keyed center lock for security
- Includes cantilever tray





**83103 - 3 Pc. Slide Rail Socket System
1/4" 3/8" & 1/2" DRIVE**

Item No.	Description
83105	Red Slide Socket Rail 1/4" Drive
83101	Red Slide Socket Rail 3/8" Drive
83102	Red Slide Socket Rail 1/2" Drive



Open Stock - Socket Rails

Item No.	Description
83109	Green Slide Socket Rail 1/4" Drive
83110	Green Slide Socket Rail 3/8" Drive
83111	Green Slide Socket Rail 1/2" Drive
83105	Red Slide Socket Rail 1/4" Drive
83101	Red Slide Socket Rail 3/8" Drive
83102	Red Slide Socket Rail 1/2" Drive
83106	Blue Slide Socket Rail 1/4" Drive
83107	Blue Slide Socket Rail 3/8" Drive
83108	Blue Slide Socket Rail 1/2" Drive



Socket Rail Clips Sets

Item No.	Description
83112	3 Pc. Socket Rail Clips Set 1/4" Drive
83113	3 Pc. Socket Rail Clips Set 3/8" Drive
83114	3 Pc. Socket Rail Clips Set 1/2" Drive



**83104 - Universal Magnetic Parts Tray -
Circular**



**83115 - Universal Magnetic Parts Tray -
Rectangular**