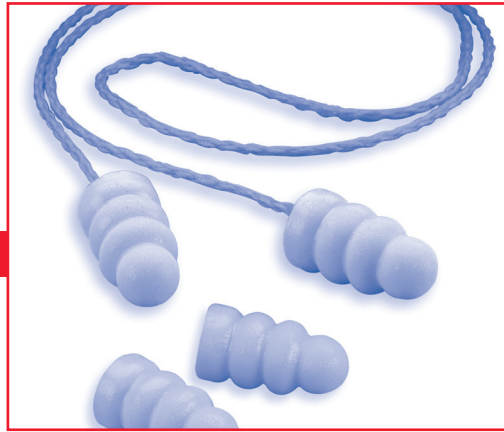




3M 1120/1130

Disposable ear plugs

Data Sheet



Product Description

The 1120 (uncorded) and 1130 (corded) are disposable ear plugs designed for insertion into the ear canal to help reduce exposure to hazardous levels of noise and loud sounds.

Key Features

1120/1130 Disposable ear plugs

- Unique contoured shape for flexibility and lower pressure in ear canal, leading to higher comfort.
- Very soft formulation for lower pressure and reduced irritation inside the ear canal.
- Smooth dirt-resistant surface.
- Available uncorded (1120) and corded (1130).
- Soft braided cord (1130) helps prevent loss, and allows easy storage when not in use.
- Provides high level of protection, SNR 34dB thus making it suitable for most industrial workplace noise.

Applications

The 1120/1130 is ideal for protection against noise arising from a wide range of applications in the workplace. It is particularly suitable for those with smaller ear canals (eg females) and for those who experience discomfort with existing ear plugs.

Examples of typical applications include the following industries:-

- Chemical
- Automotive

- Construction
- Textile
- Chemical & pharmaceutical
- Printing
- Woodworking
- Engineering
- Food & beverage
- Pharmaceutical

Standard & Approval

The 1120/1130 are tested to the European Standard EN352-2: 2002 and meet the Basic Safety Requirements as laid out in Annex II of the European Community Directive 89/686EEC. The product has been examined at the design stage by BSI Product Services, Maylands Avenue, Hemel Hempstead, Herts, HP2 4SQ, England (Notified Body number 0086).

Materials

The following materials are used in the manufacture of this product.

Ear plugs	-	Polyurethane
Cord	-	Polyester with acetate tips

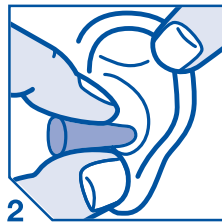
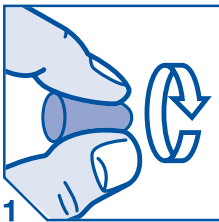
Size

In accordance with EN352-2:2002 these ear plugs are in the nominal size range 6 to 12 mm.

Fitting Instructions

Always wash and rinse your hands before fitting ear plugs. The plugs should be fitted in accordance with the diagrams on the box.

- 1 Slowly roll down and compress the ear plug between your finger and thumb until it is compressed.
- 2 While compressed, insert the plug slowly into the ear canal. This is easier if the ear is gently pulled upwards and outwards.
- 3 Keep the plug in place until it is expanded back to fill the ear canal.
- 4 Refit the plug if it becomes dislodged through movement.



Mf = Mean attenuation value

sf = Standard deviation

H = High-frequency attenuation value (predicted noise level reduction for noise with $L_C - L_A = -2\text{dB}$)

M = Medium-frequency attenuation value (predicted noise level reduction for noise with $L_C - L_A = +2\text{dB}$)

L = Low-frequency attenuation value (predicted noise level reduction for noise with $L_C - L_A = +10\text{dB}$)

SNR = Single Number Rating (the value that is subtracted from the measured C-weighted sound pressure level, L_C in order to estimate the effective A-weighted sound pressure level inside the ear).

APVf = Assumed Protection Value

Attenuation values (to EN24869-1):

Frequency (Hz)	63	125	250	500	1000	2000	4000	8000
Mf (dB)	22.9	27.3	30.8	33.5	36.5	39.0	46.9	45.3
sf (dB)	4.1	5.4	5.6	5.9	4.0	3.7	4.7	4.6
Mf - sf (dB)	18.8	21.9	25.2	27.6	32.5	35.3	42.2	40.7

SNR = 34dB

H = 37dB

M = 31dB

L = 27dB

APVf (dB) = Mf - sf (dB)

3M

3M United Kingdom PLC

3M Centre
Cain Road, Bracknell
Berkshire
RG12 8HT
Tel: 01344 858000
Fax: 01344 858278

3M Ireland

3M House
Adelphi Centre
Upper Georges Street
Dun Laoghaire
Co. Dublin
Tel: 1800 320 500