

Cold Shrink EPDM Tubes Connector Insulators 8420 Series

Data Sheet

Product Description

3M Brand PST Cold Shrink Connector Insulators are a series of open-ended, tubular rubber sleeves, which are factory expanded and assembled onto a removable core. They are supplied for field installation in this pre-stretched condition. The core is removed after the tube has been positioned for installation over an inline connection, terminal lug, etc., allowing the tube to shrink and form a waterproof seal. The insulating tube is made of EPDM rubber, which contains no chlorides or sulphurs. Six diameter sizes will cover a range of 1000 volt cables, copper and aluminium conductors.

PST features are:

- Simple installation, requires only workman's hands
- Accommodates a wide range of cable sizes
- No torches or heat required
- Good thermal stability
- Seals tight, retains its resiliency and pressure even after prolonged years of ageing and exposure
- Excellent wet electrical properties
- Improved tough rubber formulation to withstand rough backfilling
- Waterproof. Meets water seal requirements of NEMA Pub. No. PP-C1
- Resists fungus
- Resists acids and alkalis
- Resists ozone and ultraviolet light

Applications

- Primary electrical insulation for all solid dielectric (rubber and plastic) insulated wire and cable splices rated to 1000 volts
- Suitable for direct burial or submersion
- For indoor, outdoor, or overhead use
- Physical protection and moisture sealing for high-voltage, air-insulated connectors and lugs such as spacer cable and lug connections to bus bar
- Insulation of secondary splices copper or aluminium conductors
- Relocation of service
- Dig-in repairs
- Sheath repairs
- Insulation of inline conductor transition connectors (see Figure 1)

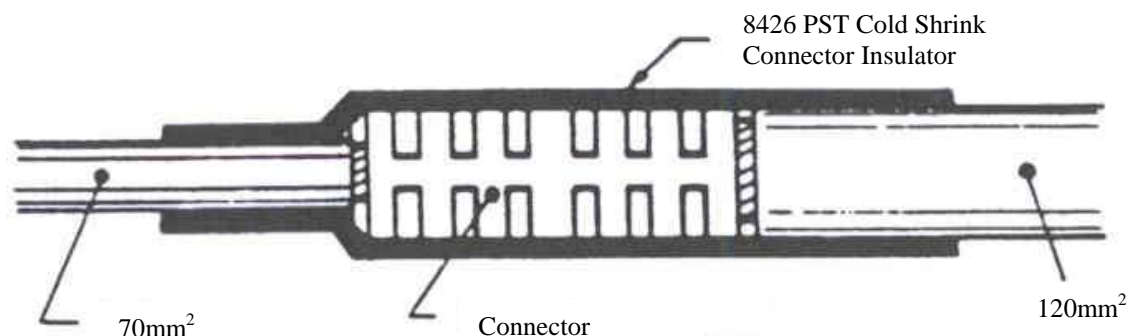


Figure 1



Cold Shrink EPDM Tubes Connector Insulators 8420 Series

Data Sheet

PST Selection Table

	Min. diameter (mm)	Max. diameter (mm)	Length (mm)
8423-6	7.8	14.3	152
8425-8	10.2	20.8	203
8426-9	13.0	25.4	229
8426-11	13.0	25.4	279
8427-6	17.5	33.0	152
8427-12	17.5	33.0	305
8427-16	17.5	33.0	406
8428-6	24.0	49.3	152
8428-12	24.0	49.3	305
8428-18	24.0	49.3	457
8428-24	24.0	49.3	609
8429-4	32.2	67.8	100
8429-6	32.2	67.8	152
8429-9	32.2	67.8	229
8429-12	32.2	67.8	305
8429-18	32.2	67.8	457
8429-24	32.2	67.8	610
8430-9	42.6	93.7	229
8430-18	42.6	93.7	457
8430-24	42.6	93.7	610

Data: Physical & Electrical Properties

Typical Physical & Electrical Properties

Physical Properties

Test Method

Test Method	Typical Value
Colour	Black
100% Modulus ASTM D 412	1.17 Mpa
300% Modulus ASTM D 412-75	4.7 Mpa
Ultimate Tensile ASTM D 412-75 Original	11.6 Mpa
Ultimate Elongation ASTM D 412-75 Original	635%
Die C Tear ASTM D 624C-73 Original	38.5KN/m
Fungus Resistance ASTM G-21 28 days exposure	No growth
Shore A Hardness ASTM D 2240-75	48
Permanent Set 3M test method @ 250% strain 5 minute recovery	RT 8.8% 4.4°C (40°F) 14.6%
Moisture Absorption	Wt. Gain
24hrs 90°C H ₂ O	1.3%
7 days 90°C H ₂ O	3.2%

Electrical Properties

Dielectric Strength ASTM D 149-75 Original @ 1.78mm	19.1 MV/m
7 days in H ₂ O at 90°C	18.1MV/m
Dielectric Constant Original	5.0
7 days 90°C H ₂ O	5.6

Specifications

Product

Splicing of all 1000 volts or less inline power cables from 6mm² to 500mm² shall be done in accordance with the

Electrical Markets Division

3M United Kingdom PLC

Sales Office

PO Box 393

Bedford MK41 0YE

Telephone: 0870 609 4639

Fax: 01234 229 433

3M Ireland Ltd

Sales Office

The Iveagh Building, The Park,

Carrickmines, Dublin 18, Ireland

Telephone: (01) 800 812 732

Fax: 353 1 280 3509

3M United Kingdom PLC

Head Office

3M Centre, Cain Road

Bracknell, Berkshire RG12 8HT

Telephone: 01344 858 000

Fax: 01344 858 758

Cold Shrink EPDM Tubes Connector Insulators 8420 Series

Data Sheet

instructions provided with 3M Brand PST Cold Shrink Connector Insulators.

Engineering/Architectural

The connector insulator must be capable of operation at emergency overload cable temperatures of 130°C. It must be usable without additional covering or adhesive, both indoors and outdoors, in overhead, direct buried or submersed applications, on cables rated up to 1000 volts. It must be applied without additional heat or flame and, when applied according to the manufacturer's directions, but immediately energizable. It must not be adversely affected by moisture, mild acids or alkalis, ozone or ultraviolet light. It must be compatible with all rubber or plastic insulated 1000 volt cables. It must conform to the requirements of ANSI C119.1 1974, appropriate sections of Western Underground Guide 2.14 and UL 486D. It must have been accepted by the US Dept of Agriculture, Rural Electrification Administration, for both submersible and aerial application.

Performance Tests

The characteristic which is vital to the performance of the PST is permanent set. Permanent set is defined as "the percentage of the original stretched deformation not recovered in a given period of time after the deforming force (core) has been removed". Because the PST tube has not been allowed to return to its original ID by the cable, a live rubber force exists between the cable insulation and the PST tube.

The 8420 series tubes are installed on the core at approximately 250% stretch. The permanent set test is done in the tension mode and reflects the elastic memory property of the material. Field experience combined with laboratory test data has shown that our EPDM PST/Cold Shrink™ compounds exhibit excellent long-term elastic memory characteristics.

Moisture, Heat and Seal Tests

3M Brand Connector Insulators meet or exceed the test requirements of UL486D and ANSI C119.1.

Test Sequence.

1. 24 hours in room temperature water (30cm deep).
2. Insulation resistance at dc (500 to 1000V), 1 minute.
3. Dielectric ac withstand, 1 minute at 2200V.
4. Heat at 90°C (±5°C) for 72 hours.
5. Flex test: 10 cycles for 90° right and 90° left.
6. Twist test: twist 15° clockwise and then 15° counter-clockwise from centre 5 times.
7. Water immersion as in Step 1.
8. Insulation resistance as in Step 2.
9. Cold temp. 4 hours at -18°C ± 5°C. Bend and twist per Steps 5. and 6. at temp.
10. Flex per Step 5.
11. Twist per Step 6.
12. Water immersion as in Step 1.
13. Insulation resistance as in Step 2.
14. Current cycle and water submersion test:
 - a) Heat conductor with current to 90°C for 1 hour.
 - b) De-energize.
 - c) Plunge in 25°C (± 5°C) water within 3 minutes of Step b) for ½ hour minimum.
 - d) Repeat Steps a), b) and c), 25 times.
 - e) Measure insulation resistance per Step 2.
 - f) Repeat Steps a), b) and c), 25 times.
 - g) Dielectric test as in Step 3.
15. Dielectric withstand as in Step 3.
16. Leakage current in water 600V 60hz. 2.5mA max. leakage.

PSTs will seal within 5 minutes at -1°C even on the absolute minimum cable size. Thus, warming with the hands is not necessary, even below freezing.

Electrical Markets Division

3M United Kingdom PLC

Sales Office

PO Box 393

Bedford MK41 0YE

Telephone: 0870 609 4639

Fax: 01234 229 433

3M Ireland Ltd

Sales Office

The Iveagh Building, The Park,

Carrickmines, Dublin 18, Ireland

Telephone: (01) 800 812 732

Fax: 353 1 280 3509

3M United Kingdom PLC

Head Office

3M Centre, Cain Road

Bracknell, Berkshire RG12 8HT

Telephone: 01344 858 000

Fax: 01344 858 758

Cold Shrink EPDM Tubes Connector Insulators 8420 Series

Data Sheet

Resistance to UV

Samples were mounted 50cm from two UA-3 type GC Brand bulbs. The samples were examined after 70 hours. No cracks were observed.

Chemical Resistance

Samples of rubber were immersed in solutions for 30 days at room temperature and the physical characteristics were measured (Figure 2).

	% Retention		
	<u>100% Modulus</u>	<u>Breaking Strength</u>	<u>Breaking Elongation</u>
10% Sulfuric Acid (H ₂ SO ₄)	100	90	95
10% Sodium Hydroxide (NaOH)	81	78	104

Figure 2

Installation Techniques

1. Remove loose core end from cut and welded end of PST.
2. Slide PST assembly onto cable and install connector (figure 3).
3. Remove defects from surface of cable in seal areas.
4. Hold PST assembly and cable in proper position in one hand and unwind core in counter-clockwise direction with the other hand (figure 4).

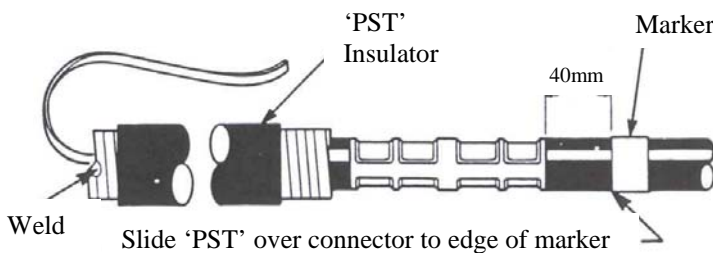


Figure 3

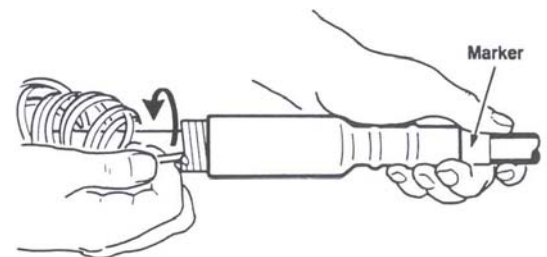


Figure 4

Maintenance

Components of 3M PST Connector Insulators are stable under normal storage conditions. They are not impaired by freezing or overheating due to the ambient temperatures found in storage or shipping. Normal storage and stock rotation are recommended.

Availability

3M PST Cold Shrink Connector Insulators are available in 8 diameter sizes covering an application range of 8 to 94mm. They are available from your authorised 3M electrical distributor.

Important Notice

Technical information provided by 3M is based on experience and/or tests believed to be reliable, but their accuracy is not guaranteed and the results may not be relevant to every user's application. For this reason 3M does not accept responsibility or liability, direct or consequential, arising from reliance upon any information provided and the user should determine the suitability of the products for their intended use. Nothing in this statement will be deemed to exclude or restrict 3M's liability for death or personal injury arising from its negligence. All questions of liability relating to 3M products are governed by the seller's terms of sale subject where applicable to the prevailing law. If any goods supplied or processed by or on behalf of 3M prove on inspection to be defective in material or workmanship, 3M will (at its option) replace the same or refund to the Buyer the price paid for the goods or services. Except as set out above, all warranties and conditions, whether express or implied, statutory or otherwise are excluded to the fullest extent permissible at law. 3M is a trademark of the 3M Company. Printed in the UK. © 3M United Kingdom PLC., Issue 2 05/11/09