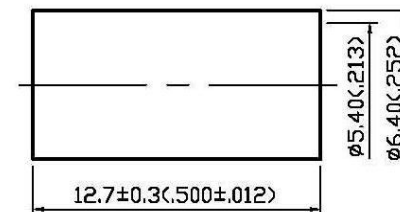
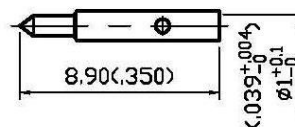
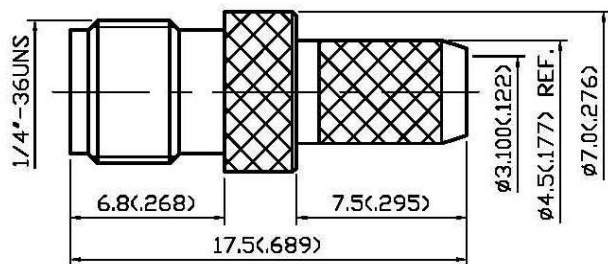
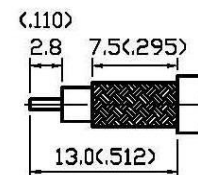


NO	DESCRIPTION	DATE
①	BACKGROUND FORMAT UPDATED	11.09.04'
②	BACKGROUND FORMAT UPDATED	08.24.09
③	WORKING VOLTAGE → VOLTAGE RATING DEL PROOF VOLTAGE	02.20.14'



02/20/2014



STRIPPING DIMENSION
SCALE 2:1

1.0 ELECTRICAL

- 1.1 FREQUENCY RANGE: DC-12.4 GHz
- 1.2 NOMINAL IMPEDANCE: 50 OHMS
- 1.3 WORKING VOLTAGE: 500 VOLTS MAX. ③
- 1.4 VSWR: 1.28 MAX.

2.0 MATERIALS

- 2.1 BODIES: BRASS PER JIS-C3604
- 2.2 CENTER CONTACT: BRASS PER JIS-C3604
- 2.3 INSULATION: TEFLON PER ASTM D1457 AND ASTM D1710
- 2.4 CRIMP FERRULE: BRASS PER JIS-C2700

3.0 FINISHES AND OTHERS

- 3.1 SEE BELOW TABLE FOR DETAILS.

4.0 MECHANICAL

- 4.1 FOR USE WITH RG58U OR SIMILAR STYLE CABLE
- 4.2 CABLE ATTACHMENT: OUTER: CRIMP, INNER: SOLDER/CRIMP
- 4.3 CRIMP SIZE REQUIRED: CONTACT: 0.92(.036) SQ. CRIMP TOOL
FERRULE: 5.5(.215) HEX. CRIMP TOOL

5.0 ENVIRONMENTAL

- 5.1 OPERATING TEMPERATURE RANGE: -65° C TO +165° C

NO	DESCRIPTION	MATERIAL	Q'TY	FINISH
4	CRIMP FERRULE	BRASS	1	GOLD
3	CENTER CONTACT	BRASS	1	GOLD 50μ" MIN
2	INSULATION	TEFLON	1	NONE
1	BODY	BRASS	1	GOLD 3μ" MIN

APPROVED

by _____ DATE: _____



DESCRIPTION		RP-SMA STRAIGHT JACK CRIMP	
製圖	DRAWN Yoko	TOLERANCE .X ±0.2	品名 35-04 T.G.G 58U
檢圖	CHECK Arc	.XX ±0.1	DATE 07.20.98
認定	APPROVAL Angela	.XXX ±0.05	REV. A-3
		ANGLE ±5°	版次
		UNIT mm(in)	日期
		SCALE 4:1	DWG.NO. 35-0004
			ROHS COMPLIANT (50Ω)