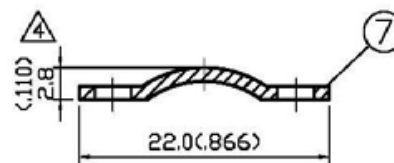
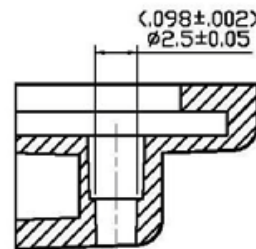
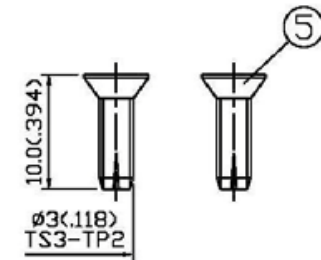
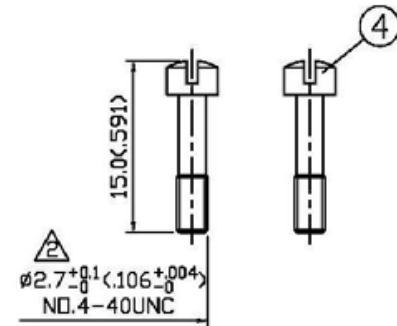
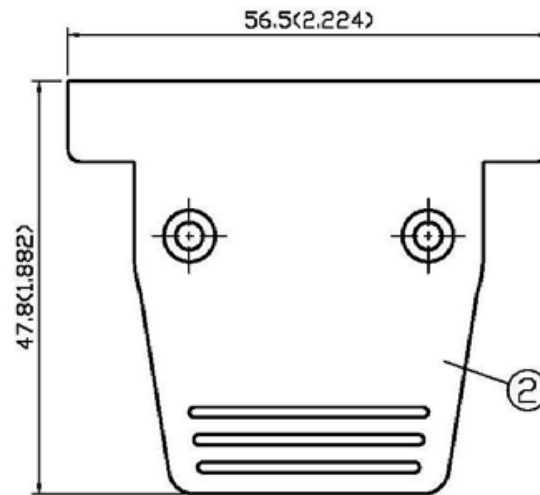
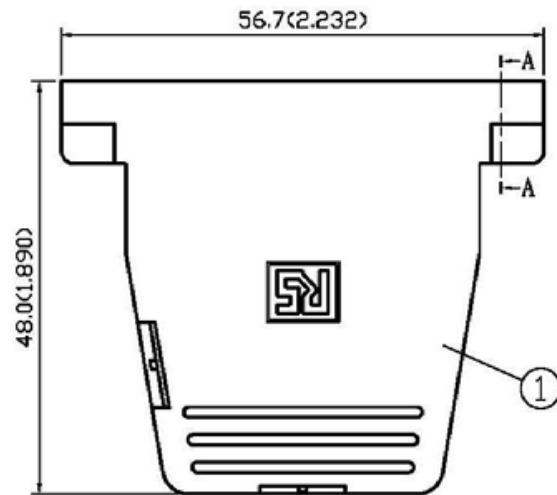
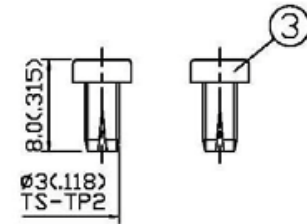
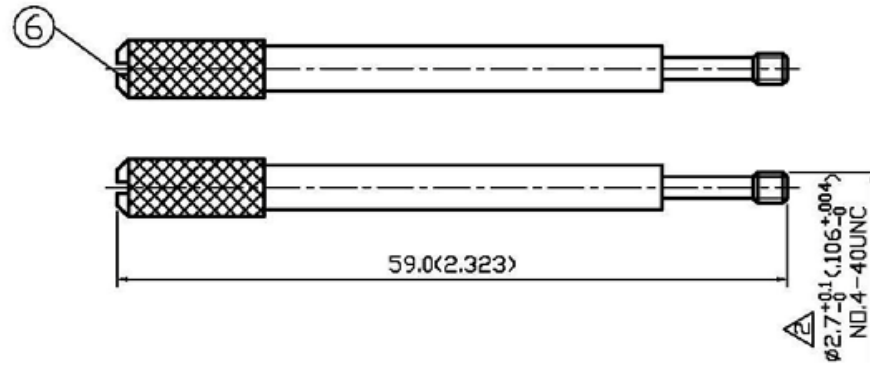


NO	DESCRIPTION	DATE
①	ADD MIS PART NO.	04.01.04'
②	ADD A-A SECTION $\phi 2.7 \rightarrow \phi 2.7^{+0.1}_0$	12.02.04'
③	ADD (P/N:544-3430)	04.15.10'
④	3.0 → 2.8	06.28.10'



MIS PART NO: 069-0025H-03 (P/N:544-3430)

APPROVED by _____ DATE: _____

NO	DESCRIPTION	MATERIAL	Q'TY	FINISH
7	SPRING	IRON	1	ZINC
6	SCREW	IRON	2	ZINC
5	SCREW	IRON	2	ZINC
4	SCREW	IRON	2	ZINC
3	SCREW	IRON	2	ZINC
2	CAP	ABS	1	NONE
1	BODY	ABS	1	NONE

A-A SECTION



DESCRIPTION		25PIN D-HOOD-3		品名	25PIN D-HOOD-3	DATE	10.30.96'	版次	A-4
製圖	DRAWN	Yoko	TOLERANCE	X	±0.2	UNIT	mm(in)	DWG.NO.	55-0087
檢圖	CHECK	Angela	.XX	±0.1	SCALE	比例	2:1		
認定	APPROVAL	Angela	ANGLE	±5°					