

Inline terminal - IB IL 24 DO 16-PAC - 2861292

Please be informed that the data shown in this PDF Document is generated from our Online Catalog. Please find the complete data in the user's documentation. Our General Terms of Use for Downloads are valid (<http://download.phoenixcontact.com>)

Inline digital output terminal, complete with accessories (connector plug and labeling field), 16 outputs, 24 V DC, 500 mA, 3-wire connection technology




Why buy this product

- 16 digital outputs
- Connection of actuators in 2 and 3-wire technology
- Nominal current per output: 500 mA
- Total current of the terminal: 8 A
- Short-circuit-proof and overload-protected outputs
- Diagnostic and status indicators



Key commercial data

Packing unit	1 pc
GTIN	 4 017918 894238
Weight per Piece (excluding packing)	208.57 g
Custom tariff number	85389091
Country of origin	Germany

Technical data

Note:

Utilization restriction	EMC: class A product, see manufacturer's declaration in the download area
-------------------------	---------------------------------------------------------------------------

Dimensions

Width	48.8 mm
Height	140.5 mm
Depth	71.5 mm
Note on dimensions	Housing dimensions

Ambient conditions

Ambient temperature (operation)	-25 °C ... 55 °C
---------------------------------	------------------

Inline terminal - IB IL 24 DO 16-PAC - 2861292

Technical data

Ambient conditions

Ambient temperature (storage/transport)	-25 °C ... 85 °C
Permissible humidity (operation)	10 % ... 95 % (according to DIN EN 61131-2)
Permissible humidity (storage/transport)	10 % ... 95 % (according to DIN EN 61131-2)
Air pressure (operation)	70 kPa ... 106 kPa (up to 3000 m above sea level)
Air pressure (storage/transport)	70 kPa ... 106 kPa (up to 3000 m above sea level)
Degree of protection	IP20

General

Weight	218 g
Note on weight specifications	with male connectors
Mounting type	DIN rail
Protection class	III, IEC 61140, EN 61140, VDE 0140-1
Test section	5 V supply, incoming remote bus/7.5 V supply (bus logics) 500 V AC 50 Hz 1 min
	5 V supply, outgoing remote bus/7.5 V supply (bus logics) 500 V AC 50 Hz 1 min
	7.5 V supply (bus logics)/24 V supply (I/O) 500 V AC 50 Hz 1 min
	24 V supply (I/O) / functional earth ground 500 V AC 50 Hz 1 min
Diagnostics messages	Short-circuit / overload of the digital outputs Error message in the diagnostic code (bus) and display (2 Hz) via the LED (D) on the module

Interfaces

Fieldbus system	Lokalbus
Name	Inline local bus
Connection method	Inline data jumper
Transmission speed	500 kBit/s

Power supply for module electronics

Supply voltage	24 V DC (via voltage jumper)
Supply voltage range	19.2 V DC ... 30 V DC (including all tolerances, including ripple)
Supply current	90 mA
Communications power U_L	7.5 V (via voltage jumper)
Current consumption	max. 90 mA (from the local bus)
Power consumption	max. 0.675 W (at U_L)

Inline potentials

Communications power U_L	7.5 V DC
Current consumption from U_L	max. 90 mA
Main circuit supply U_M	24 V DC
Segment supply voltage U_S	24 V DC (nominal value)
Current consumption from U_S	max. 8 A

Digital outputs

Output name	Digital outputs
-------------	-----------------

Inline terminal - IB IL 24 DO 16-PAC - 2861292

Technical data

Digital outputs

Connection method	Spring-cage connection
	2, 3-wire
Number of outputs	16
Protective circuit	Overload protection, short-circuit protection of outputs
Output voltage	24 V DC ($U_s - 1$ V)
Nominal output voltage	24 V DC (voltage difference at $I_{nom} \leq 1$ V)
Maximum output current per channel	500 mA
Maximum output current per module	8 A
Nominal load, inductive	12 W
Nominal load, lamp	12 W
Nominal load, ohmic	12 VA

Classifications

eCl@ss

eCl@ss 4.0	27250302
eCl@ss 4.1	27250302
eCl@ss 5.0	27250302
eCl@ss 5.1	27242604
eCl@ss 6.0	27242604
eCl@ss 7.0	27242604
eCl@ss 8.0	27242604

ETIM

ETIM 2.0	EC001430
ETIM 3.0	EC001599
ETIM 4.0	EC001599
ETIM 5.0	EC001599

UNSPSC

UNSPSC 6.01	43172015
UNSPSC 7.0901	43201404
UNSPSC 11	43172015
UNSPSC 12.01	43201404
UNSPSC 13.2	43201404

Approvals

Approvals

Inline terminal - IB IL 24 DO 16-PAC - 2861292

Approvals

Approvals


UL Recognized / cUL Recognized / GOST / LR / GL / BV / DNV / ABS / RINA / GL-SW / BSH / LR / ABS / BSH / cULus Recognized / GL


Ex Approvals


UL Listed / cUL Listed / ATEX / cULus Listed

Approvals submitted

Approval details

UL Recognized 

cUL Recognized 

GOST 

LR

GL

BV

DNV

ABS

RINA

GL-SW

BSH


Inline terminal - IB IL 24 DO 16-PAC - 2861292

Approvals

LR

ABS

BSH

cULus Recognized 

GL

Accessories

Accessories

Connector set

Connector set - IB IL DO16-PLSET/OCP - 2860992



Connector set, for IB IL DO 16, copper, colored identification.

Front adapter

Front adapters - FLKM 14-PA-INLINE/OUT16 - 2302764



VARIOFACE front adapter for Inline modules, for transferring 16 (2 x 8) digital output signals.

Labeling panel

Labeling field - IB IL FIELD 2 - 2727501

Labeling field, width: 12.2 mm



Inline terminal - IB IL 24 DO 16-PAC - 2861292

Accessories

Labeling field - IB IL FIELD 8 - 2727515

Labeling field, width: 48.8 mm



Plug

Inline plug - IB IL SCN-12 - 2726340



Connector, for digital 4 or 16-channel Inline terminals

Inline plug - IB IL SCN-12-OCP - 2727624



Connector, colored identification, for digital 4, or 16-channel Inline output terminal blocks

Terminal marking

Insert strip - ESL 62X10 - 0809492

Insert strip, Sheet, white, Unlabeled, Can be labeled with: Office printing systems, Plotter: Laser printer, Mounting type: Insert, Lettering field: 62 x 10 mm



Insert strip - ESL 62X46 - 0809502

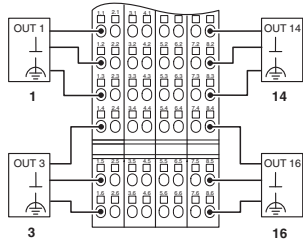
Insert strip, Sheet, white, Unlabeled, Can be labeled with: Office printing systems, Plotter: Laser printer, Mounting type: Insert, Lettering field: 62 x 46 mm



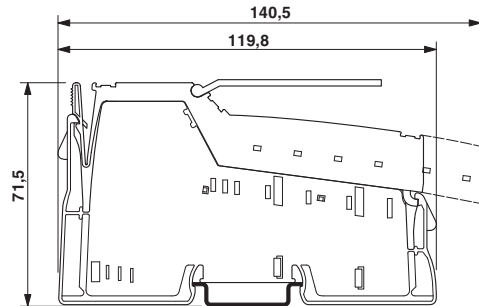
Drawings

Inline terminal - IB IL 24 DO 16-PAC - 2861292

Connection diagram



Dimensioned drawing



Block diagram

