

## DULUX L 18 W/830 2G11

OSRAM DULUX L LUMILUX | CFLni, with 4-pin 2G11 base for ECG/CCG operation



### Areas of application

- Offices, public buildings
- Shops
- Supermarkets and department stores
- Hotels, restaurants
- Industry

### Product benefits

- Very economical
- Outstanding luminous flux
- Outstanding luminous efficiency
- Long service life
- OSRAM System+ Guarantee in combination with OSRAM QUICKTRONIC ECG
- Less than half as long as tubular fluorescent lamps
- Improved maintenance

### Product features

- Short and compact pin-base lamp with double-turn tubes
- Single-ended four-pin plug-in 2G11 base
- Dimmable (1...100 % with QUICKTRONIC QT<sub>i</sub> DALI/DIM)
- Color rendering index  $R_a$ : 80...89
- Average life: 20,000 h (with QUICKTRONIC)
- Operates on battery, solar and AC power with suitable electronic control gear
- Also available in blue



# Product datasheet

## Technical data

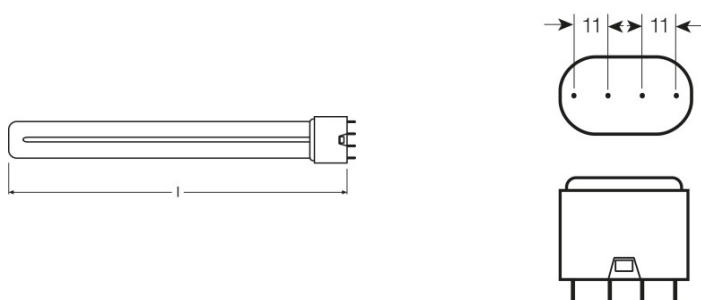
### Electrical data

|                 |         |
|-----------------|---------|
| Nominal wattage | 18.0 W  |
| Rated wattage   | 18.00 W |

### Photometrical data

|                               |                        |
|-------------------------------|------------------------|
| Nominal luminous flux         | 1200 lm                |
| Rated luminous flux           | 1200 lm                |
| Color temperature             | 3000 K                 |
| Light color                   | 830                    |
| Light color as per EN 12464-1 | LUMILUX Warm White     |
| Color rendering index Ra      | 80...89                |
| Luminous flux at 25 °C        | 1200 lm                |
| Rated LLMF at 4,000 h         | 0.90                   |
| Rated LLMF at 6,000 h         | 0.88                   |
| Rated LLMF at 8,000 h         | 0.86                   |
| Rated LLMF at 12,000 h        | 0.84                   |
| Rated LLMF at 16,000 h        | 0.81                   |
| Rated LLMF at 20,000 h        | 0.80                   |
| Luminance                     | 2.1 cd/cm <sup>2</sup> |
| Color rendering group         | 1B                     |

### Dimensions & weight



|                             |          |
|-----------------------------|----------|
| Overall length              | 217.0 mm |
| Product weight              | 55.00 g  |
| Tube diameter               | 17.5 mm  |
| Length                      | 217.0 mm |
| Length acc. to IEC standard | 225 mm   |

## Product datasheet

|   |           |
|---|-----------|
| Length with base excl. base pins/connection | 217.00 mm |
|---|-----------|

### Temperatures

|  |         |
|--|---------|
| Rated ambient temp.w.max.luminous flux | 25.0 °C |
|--|---------|

### Lifespan

|  |                       |
|--|-----------------------|
| Nominal lamp life time                 | 20000 h               |
| Rated lamp life time                   | 20000 h               |
| Service life                           | 13000 h <sup>1)</sup> |
| Rated lamp survival factor at 2,000 h  | 0.99                  |
| Rated lamp survival factor at 4,000 h  | 0.99                  |
| Rated lamp survival factor at 6,000 h  | 0.99                  |
| Rated lamp survival factor at 8,000 h  | 0.99                  |
| Rated lamp survival factor at 12,000 h | 0.95                  |
| Rated lamp survival factor at 16,000 h | 0.81                  |
| Rated lamp survival factor at 20,000 h | 0.50                  |
| Operation mode LLMF/LSF                | HF                    |
| Lifespan                               | 20000 h <sup>1)</sup> |

<sup>1)</sup> With preheat ECG

### Additional product data

|                                   |                           |
|-----------------------------------|---------------------------|
| Base (standard designation)       | 2G11                      |
| Lamp mercury content              | 2.1 mg                    |
| Appropriate disposal acc. to WEEE | Yes                       |
| Product remark                    | For ECG and CCG operation |

### Capabilities

|                     |     |
|---------------------|-----|
| Suitable for indoor | Yes |
|---------------------|-----|

### Certificates & standards

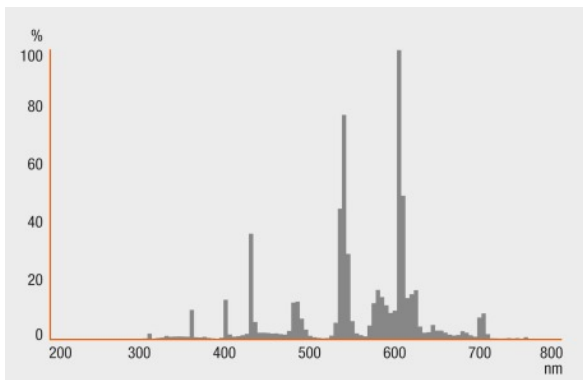
|                         |              |
|-------------------------|--------------|
| Energy efficiency class | A            |
| Energy consumption      | 20 kWh/1000h |

### Country specific categorizations

|       |                            |
|-------|----------------------------|
| ILCOS | FSD-18/830-E-2G11-43,9/217 |
|-------|----------------------------|

## Light Distribution

---

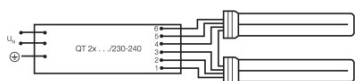


## Spectral power distribution

---

### Equipment / Accessories

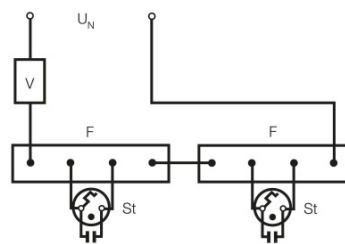
- Suitable for standard control gears and starters
- Suitable for operation on electronic and conventional control gear



Circuit diagram

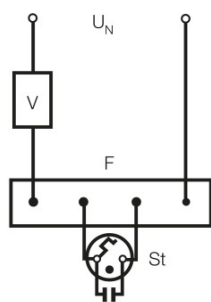


Circuit diagram



Circuit diagram

## Product datasheet



Circuit diagram

### Logistical Data

| Product code  | Product description   | Packaging unit (Pieces/Unit) | Dimensions (length x width x height) | Volume               | Gross weight |
|---------------|-----------------------|------------------------------|--------------------------------------|----------------------|--------------|
| 4050300010731 | DULUX L 18 W/830 2G11 | Shipping carton box<br>10    | 260 mm x 103 mm x<br>136 mm          | 3.64 dm <sup>3</sup> | 791.75 g     |

The mentioned product code describes the smallest quantity unit which can be ordered. One shipping unit can contain one or more single products. When placing an order, for the quantity please enter single or multiples of a shipping unit.

### References / Links

For more information on QUICKTRONIC electronic control gear go to

- ▶ [www.osram.com/QUICKTRONIC](http://www.osram.com/QUICKTRONIC)

For more information on the system guarantee and the terms and conditions of the guarantee visit

- ▶ [www.osram.com/system-guarantee](http://www.osram.com/system-guarantee)

### Disclaimer

Subject to change without notice. Errors and omission excepted. Always make sure to use the most recent release.

## DULUX L 18 W/830 2G11

OSRAM DULUX L LUMILUX | CFLni, with 4-pin 2G11 base for ECG/CCG operation

| Product name         | Product name ECG         | EAN           | Nominal current | Nominal wattage + Power loss | Luminous flux at 35 °C | Number of lighting outlets |
|----------------------|--------------------------|---------------|-----------------|------------------------------|------------------------|----------------------------|
| DULUX L 18W/830 2G11 | QT 1x18 DIM              | 4008321645647 | 0.08 A          | 18.90 W                      | 1350 lm                | 1                          |
|                      | QT 2x18 DIM              | 4008321645852 | 0.17 A          | 37.70 W                      | 1350 lm                | 2                          |
|                      | QT-ECO 1x18-24/220-240 L | 4050300660417 | 0.13 A          | 18.00 W                      | 1200 lm                | 1                          |
|                      | QT-ECO 1x18-24/220-240 S | 4050300638560 | 0.13 A          | 18.00 W                      | 1200 lm                | 1                          |
|                      | QTi 1x18 DIM             | 4050300870601 | 0.08 A          | 19.00 W                      | 1200 lm                | 1                          |
|                      | QTi 2x18 DIM             | 4050300870960 | 0.16 A          | 37.00 W                      | 1200 lm                | 2                          |
|                      | QTi 3x18 DIM             | 4008321069931 | 0.24 A          | 53.60 W                      | 1200 lm                | 3                          |
|                      | QTi 4x18 DIM             | 4008321070012 | 0.31 A          | 69.30 W                      | 1200 lm                | 4                          |
|                      | QTi DALI 1x18 DIM        | 4050300870403 | 0.08 A          | 18.00 W                      | 1200 lm                | 1                          |
|                      | QTi DALI 2x18 DIM        | 4050300870526 | 0.16 A          | 37.00 W                      | 1200 lm                | 2                          |
|                      | QTi DALI 3x18 DIM        | 4008321069979 | 0.24 A          | 53.60 W                      | 1200 lm                | 3                          |
|                      | QTi DALI 4x18 DIM        | 4008321070050 | 0.31 A          | 69.30 W                      | 1200 lm                | 4                          |
|                      | QTP-DL 1x18-24           | 4008321117861 | 0.085 A         | 18.00 W                      | 1200 lm                | 1                          |
|                      | QTP-DL 2x18-24           | 4008321117885 | 0.16 A          | 36.00 W                      | 1200 lm                | 2                          |
|                      | QTP-M 1x26-42            | 4008321329134 | 0.09 A          | 18.00 W                      | 1150 lm                | 1                          |
|                      | QTP-M 2x26-32            | 4008321329158 | 0.16 A          | 36.00 W                      | 1150 lm                | 2                          |
|                      | QTP-OPTIMAL 1x18-40      | 4008321873743 | 0.09 A          | 19.00 W                      | 1150 lm                | 1                          |
|                      | QTP-OPTIMAL 2x18-40      | 4008321873767 | 0.16 A          | 36.00 W                      | 1150 lm                | 2                          |