

# Hydraulic Oil, Manifolds and Fittings


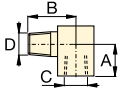

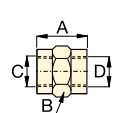

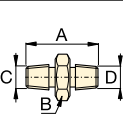

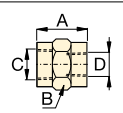

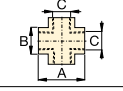

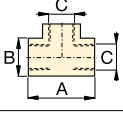

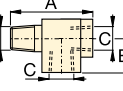

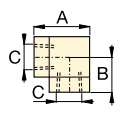

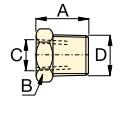

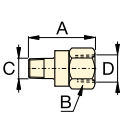

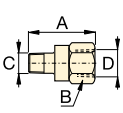

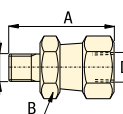


## 3/8" Swivel Connector

360 degree swivel coupler for optimal orientation of the hydraulic connection on cylinders, pumps and hoses. Order Model Nr. **XSC-1**.

## A, AM BFZ FZ HF Series



700 bar Fittings		Model Number	Dimensions (mm)				Diagram	
			A	B	C	D		
<b>Street Elbow</b>			<b>FZ-1616</b>	23	33	3/8"-18 NPTF	3/8"-18 NPTF	
From: 3/8"-NPTF Male	To: 3/8"-NPTF Female							
<b>Reducing Connector</b>			<b>FZ-1615</b>	28	25	3/8"-18 NPTF	1/4"-18 NPTF	
From: 3/8"-NPTF Female	To: 1/4"-NPTF Female							
From: 1/2"-NPTF Female	To: 3/8"-NPTF Female		<b>FZ-1625</b>	47	29	1/2"-14 NPTF	3/8"-18 NPTF	
<b>Hexagon Nipple</b>			<b>FZ-1608</b>	38	16	1/4"-18 NPTF	1/4"-18 NPTF	
From: 1/4"-NPTF	To: 1/4"-NPTF							
From: 3/8"-NPTF	To: 3/8"-NPTF							
From: 3/8"-NPTF	To: 3/8"-NPTF							
<b>Coupling</b>			<b>FZ-1614</b>	29	23	3/8"-18 NPTF	3/8"-18 NPTF	
From: 3/8"-NPTF	To: 3/8"-NPTF							
From: 1/4"-NPTF	To: 1/4"-NPTF		<b>FZ-1605</b>	29	19	1/4"-18 NPTF	1/4"-18 NPTF	
<b>Cross</b>			<b>FZ-1613</b>	45	25	3/8"-18 NPTF	-	
From: 3/8"-NPTF Female	To: 3/8"-NPTF Female							
<b>Tee</b>			<b>FZ-1612</b>	45	25	3/8"-18 NPTF	-	
From: 3/8"-NPTF	To: 3/8"-NPTF							
From: 1/4"-NPTF	To: 1/4"-NPTF		<b>FZ-1637</b>	45	24	1/4"-18 NPTF	-	
<b>Street Tee</b>			<b>BFZ-16312</b>	56	26	3/8"-18 NPTF	3/8"-18 NPTF	
From: 3/8"-NPTF Female	To: 3/8"-NPTF Male							
<b>Elbow</b>			<b>FZ-1610</b>	33	20	3/8"-18 NPTF	-	
From: 3/8"-NPTF	To: 3/8"-NPTF							
From: 1/4"-NPTF	To: 1/4"-NPTF		<b>FZ-1638</b>	36	24	1/4"-18 NPTF	-	
<b>Reducer</b>			<b>FZ-1630</b>	19	19	1/4"-18 NPTF	3/8"-18 NPTF	
From: 3/8"-NPTF	To: 1/4"-NPTF							
From: 1/4"-NPTF	To: 1/2"-NPTF		<b>BFZ-1630</b>	28	22	1/4"-18 NPTF	1/2"-14 NPTF	
From: 3/8"-NPTF	To: G1/4"		<b>BFZ-16301</b>	19	19	G1/4"	3/8"-18 NPTF	
<b>Adaptor</b>			<b>BFZ-16411</b>	35	19	1/4"-18 NPTF	G1/4"	
From: G1/4"	To: 1/4"-NPTF							
From: G1/4"	To: 1/8"-NPTF		<b>BFZ-16421</b>	31	19	1/8"-27 NPTF	G1/4"	
From: G3/8"	To: 1/4"-NPTF		<b>BFZ-16323</b>	43	24	1/4"-18 NPTF	G3/8"	
From: G3/8"	To: 3/8"-NPTF		<b>BFZ-16324</b>	43	24	3/8"-18 NPTF	G3/8"	
<b>Adaptor</b>			<b>FZ-1055</b>	44	23	1/4"-18 NPTF	3/8"-18 NPTF	
From: 1/4"-NPTF	To: 3/8"-NPTF							
From: 1/4"-NPTF	To: 1/8"-NPTF		<b>FZ-1642</b>	30	19	1/8"-27 NPTF	1/4"-18 NPTF	
From: 1/2"-NPTF	To: 3/8"-NPTF	<b>FZ-1634</b>	42	28	3/8"-18 NPTF	1/2"-18 NPTF		
<b>Swivel Fitting</b>			<b>FZ-1660</b>	40	22	3/8"-18 NPTF	3/8"-18 NPTF	
From: 3/8"-NPTF Male	To: 3/8"-NPTF Female							