

TECHNICAL CHARACTERISTICS

SPECIFICATION

- >Rating: 20mA, 15VDC
- >Contact Resistance:
 - Initial: 100mOHM max.
 - After Life Test: 20HM max.
- >Insulation Resistance: min. 100MOHM at 500VDC
- >Dielectric Strength: 250VAC for 1 minute
- >Stroke: 0.25 +0.05 / - 0.1mm

MATERIAL

- >Cover: Copper alloy
- >Frame: LCP UL 94V-0, color Black
- >Contact: Stainless Steel with silver cladding
- >Terminal: Copper alloy with silver plating
- >Tape: Polyimide tape

SOLDERING INFORMATION

- >Terminal in SMD version
- >Reflow soldering according to JEDEC J-STD 020 Hot Air
- >Hand soldering under 350°C for 3 sec. max

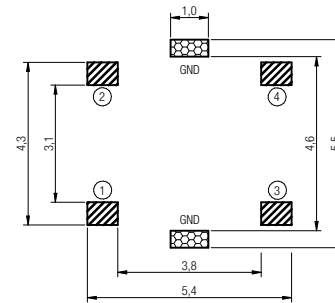
ENVIRONMENTAL

- >Storage condition: -40°C ~ +85°C
- >Operation condition: -40°C ~ +85°C
- >Compliance: Lead Free, ROHS, Reach

PACKAGING INFORMATION

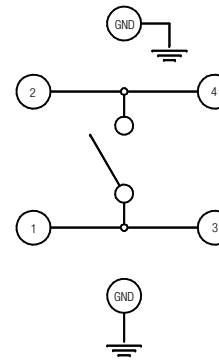
- >Tape & Reel

PN	Force	Color of Stem	Life cycle
431 183 008 816	160g ± 50gf	No actuator	1.000.000
431 153 008 826	260g ± 50gf	No actuator	200.000

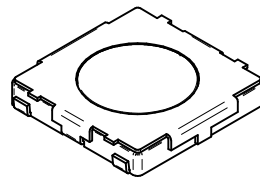
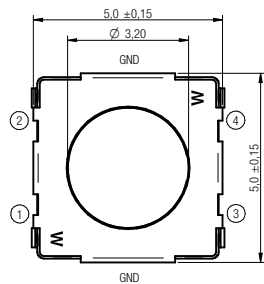
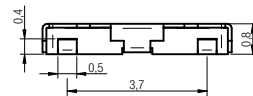
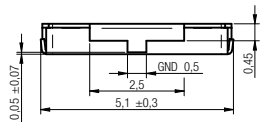


P.C.B. MOUNTING PLAN

Grounded Terminal
can be effective even if not soldered



SCHEMATIC



Scale - 5:1

This electronic component is designed and developed with the intention for use in general electronics equipments.

Before incorporating the components into any equipments in the field such as aerospace, aviation, nuclear control, submarine, transportation, (automotive control, train control, ship control), transportation signal, disaster prevention, medical, public information network etc. where higher safety and reliability are especially required or if there is possibility of direct damage or injury to human body, Würth Elektronik must be asked for a written approval.

In addition, even electronic component in general electronic equipments, when used in electrical circuits that require high safety, reliability functions or performance, the sufficient reliability evaluation-check for the safety must be performed before by the user before usage.

		Projection	GENERAL TOLERANCE .x = +/- 0,1		Basic material			
			Date	Name	DESCRIPTION			
			Drawn	10-07-13	Jelisarow			
			Checked					
c	warning text	11-10-28	WJ			Scale 5:1	Position	SIZE
b	Stroke Tolerance was +/- 0,15	11-08-30	WJ			Drawing.- No. 4311x30088x6	A4	
a	General Tolerance was +/- 0,2	11-08-26	WJ					
REV	FILE	DATE	BY	EDV NO	4311x30088x6.dft	System Solid Edge V20		